

MONTHLY REPORT OF DISBURSEMENTS
For the month of July 2019


Department: Department of Science and Technology (DOST)
 Entity Name: PHILIPPINE SCIENCE HIGH SCHOOL - MIMAROPA REGION CAMPUS
 Operating Unit: MIMAROPA Region Campus
 Organization Code (UACS): 1901609015
 Funding Source Code (as clustered): 01-Regular Agency Fund
 (e.g. UACS Fund Cluster: 01- Regular Agency Fund, 02-Foreign Assisted Projects Fund, 03-Special Account-Local Funded/Domestic Grants Fund, etc.)


PARTICULARS	CURRENT YEAR BUDGET					PRIOR YEAR'S BUDGET										SUB-TOTAL	TRUST LIABILITIES				GRAND TOTAL					Remarks			
	PS	MOOE	Fin. Exp	CO	TOTAL	PRIOR YEAR'S ACCOUNTS PAYABLE				CURRENT YEAR'S ACCOUNTS PAYABLE							TOTAL	PS	MOOE	CO	TOTAL	PS	MOOE	Fin. Exp	CO		TOTAL		
						PS	MOOE	Fin. Exp	CO	PS	MOOE	Fin. Exp	CO	Sub-Total	TOTAL													19	20
1	2	3	4	5	6=(2+3+4+5)	7	8	9	10	11=(7+8+9+10)	12	13	14	15	16=(12+13+14+15)	17=(11+16)	18=(6+17)	19	20	21	22=(19+20+21)	23	24	25	26	27=(23+24+25+26)	28		
CASH DISBURSEMENTS																													
Notice of Cash Allocation (NCA)	1,231,777.14	1,547,817.01	-	490,720.20	3,270,314.35	-	-	-	-	-	-	-	-	-	-	-	-	-	-	-	-	-	-	-	-	-	-	-	
MDS Checks Issued	951,971.54	200,703.58	-	-	1,152,675.12	-	-	-	-	-	-	-	-	-	-	-	-	-	-	-	-	-	-	-	-	-	-	-	
Advice to Debit Account	279,805.60	1,347,113.43	-	490,720.20	2,117,639.23	-	-	-	-	-	-	-	-	-	-	-	-	-	-	-	-	-	-	-	-	-	-	-	
Notice of Cash Allocation (NTA)	-	-	-	-	-	-	-	-	-	-	-	-	-	-	-	-	-	-	-	-	-	-	-	-	-	-	-	-	
MDS Checks Issued	-	-	-	-	-	-	-	-	-	-	-	-	-	-	-	-	-	-	-	-	-	-	-	-	-	-	-	-	
Advice to Debit Account	-	-	-	-	-	-	-	-	-	-	-	-	-	-	-	-	-	-	-	-	-	-	-	-	-	-	-	-	
Working Fund For FAPs	-	-	-	-	-	-	-	-	-	-	-	-	-	-	-	-	-	-	-	-	-	-	-	-	-	-	-	-	
Cash Disbursement Ceiling (CDC)	-	-	-	-	-	-	-	-	-	-	-	-	-	-	-	-	-	-	-	-	-	-	-	-	-	-	-	-	
TOTAL CASH DISBURSEMENTS	1,231,777.14	1,547,817.01	-	490,720.20	3,270,314.35	-	-	-	-	-	-	-	-	-	-	-	-	-	-	-	-	-	-	-	-	-	-	-	
NON-CASH DISBURSEMENTS																													
Tax Remittance Advices Issued (TRA)	71,435.00	18,381.55	-	-	89,816.55	-	-	-	-	-	-	-	-	-	-	-	-	-	-	-	-	-	-	-	-	-	-	-	
Non-Cash Availment Authority (NCAA)	-	-	-	-	-	-	-	-	-	-	-	-	-	-	-	-	-	-	-	-	-	-	-	-	-	-	-	-	
Disbursement effected through outright deduction from claims (please specify...)	-	-	-	-	-	-	-	-	-	-	-	-	-	-	-	-	-	-	-	-	-	-	-	-	-	-	-	-	
Overpayment of expenses (e.g. personnel benefits)	-	-	-	-	-	-	-	-	-	-	-	-	-	-	-	-	-	-	-	-	-	-	-	-	-	-	-	-	
Restitution for loss of government property	-	-	-	-	-	-	-	-	-	-	-	-	-	-	-	-	-	-	-	-	-	-	-	-	-	-	-	-	
Liquidated Damages and similar claims	-	-	-	-	-	-	-	-	-	-	-	-	-	-	-	-	-	-	-	-	-	-	-	-	-	-	-	-	
Others (TEF, BTr Documentary Stamp Tax, etc.)	71,435.00	18,381.55	-	-	89,816.55	-	-	-	-	-	-	-	-	-	-	-	-	-	-	-	-	-	-	-	-	-	-	-	
TOTAL NON-CASH DISBURSEMENTS	71,435.00	18,381.55	-	-	89,816.55	-	-	-	-	-	-	-	-	-	-	-	-	-	-	-	-	-	-	-	-	-	-	-	
GRAND TOTAL	1,303,212.14	1,566,198.56	-	490,720.20	3,360,130.90	-	-	-	-	-	-	-	-	-	-	-	-	-	-	-	-	-	-	-	-	-	-	-	


SUMMARY:

	<u>Previous Months</u>	<u>This Month (July)</u>	<u>As of Date</u>		<u>Previous Months</u>	<u>This Month (July 2019)</u>	<u>As of Date</u>
Total Disbursement Authorities Received	52,069,005.20	3,373,816.55	55,442,821.75	Total Disbursements Program	100,541,550.07	16,601,861.26	117,143,411.33
NCA	49,128,519.00	3,284,000.00	52,412,519.00	Less: * Actual Disbursements	52,040,781.26	3,360,130.90	55,400,912.16
NTA				(Over)/Under spending	48,500,768.81	13,241,730.36	61,742,499.17
Working Fund							
TRA	2,940,486.20	89,816.55	3,030,302.75				
CDC							
NCAA							
Others (CDT, BTr Docs Stamp, etc.)							
Less: Notice of Transfer Allocations (NTA)* issued	-	-	-				
Total Disbursements Authorities Available	52,069,005.20	3,373,816.55	55,442,821.75				
Less: Lapsed NCA	28,223.94		28,223.94				
Disbursements **	52,040,781.26	3,360,130.90	55,400,912.16				
Less: Other Non-Cash Disbursements							
Disbursements effected through outright deductions from claims							
Overpayment of expenses (e.g. personnel benefits)							
Restitution for loss of government property							
Liquidated Damages and similar claims							
Others (TEF, BTr Documentary Stamp Tax, etc.)							
Add/Less: Adjustments (e.g. cancelled/staled checks)							
Balance of Disbursements Authorities as of to date	-	13,685.65	13,685.65				

Notes: The use of NTA is discouraged
 * Amounts should tally
 ** Amounts should tally with the grand total disbursements (column 27)

Certified Correct:

IVY MAY F. FAMATIGA
 ACCOUNTANT II
 Date: 07/05/2019

Recommending Approval by:

MERIAM F. FALLAR
 FAD/CHIEF/AO V
 Date: 07/05/2019

Approved By:

EDWARD C. ALBARACIN
 DIRECTOR III
 Date: 07/05/2019